

PRODUCT FEATURES

TRILUX is a fixed skylight with the purpose of natural lighting. It is built entirely with aluminium profiles and polycarbonate of different thicknesses. Bases can be supplied with different heights and different types of insulation.





trilux

TYPICAL APPLICATIONS

May be installed on roofs. Particularly suitable for warehouses, logistics centres, production environments and industries.

MATERIALS

Tempered aluminium, sea water- and corrosion-resistant (EN AW 5754).
Built-in weather resistant hydrophobic tape.

Note: aluminum is supplied untreated as standard. Possibility of it being supplied with electrostatic painting (in any RAL color).

DIMENSIONS

Roof opening width: 500 - 1950 mm.
Roof opening length: 500 - 3500 mm.

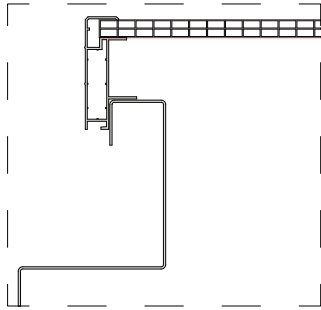
FLAPS

PC16: polycarbonate 16 mm, clear or opal.
PC25: polycarbonate 25 mm, clear or opal.
PC32: polycarbonate 32 mm, clear or opal.

BASES

Single aluminium.
Galvanized steel.
With or without insulation.
Standard height: 350 mm.

Note: other dimenions available. Other non-standard bases available upon request.



DETAIL 01

FLANGES

- S1** Flange for single glass.
- S2** Flange for double glass.
- S3** Flange for roofs, 45° bended.
- S4** Flange for roofs and facades.
- S5** Flange for upstand, 90° bended downwards.
- S6** Flange 90° bended upwards.
- SLS** Flange for skylight connection, for different polycarbonate thicknesses.
- SC** Flange for connection with other flange (vents connection). Male or female connection.
- SCM** Flange for male connection.
- SCF** Flange for female connection.



S1



S2



S3



S4



S5



S6



SLS



SC



SCM



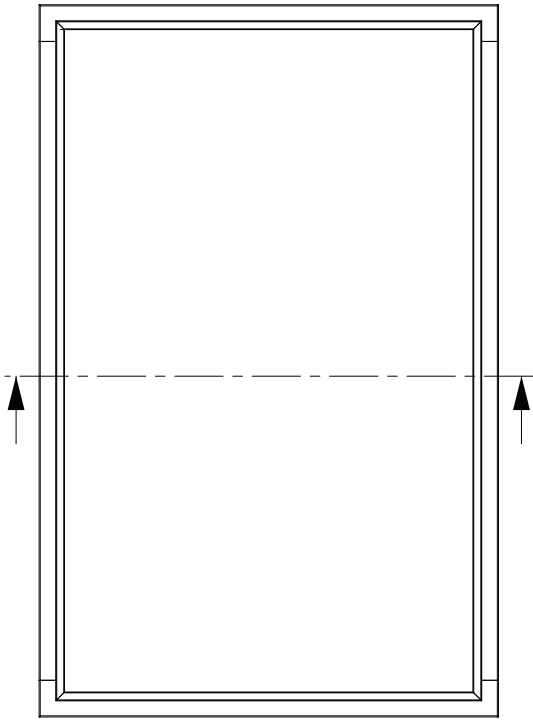
SCF

WEIGHT

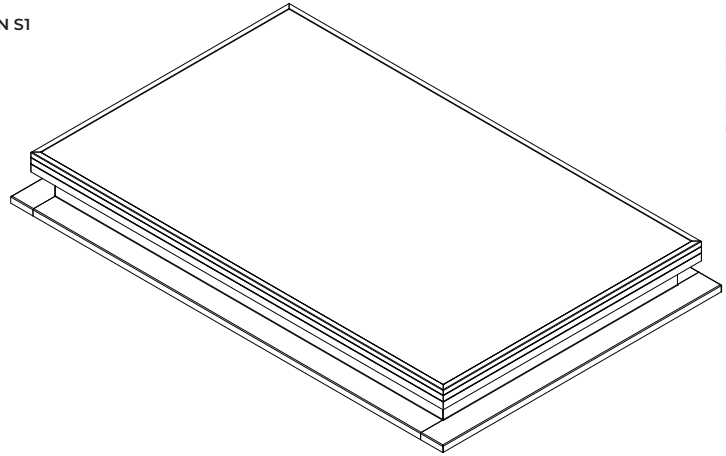
Depends on dimensions and type of materials.

OPTIONS


Custom dimensions.
Powder-coated design (any RAL colour).
Anti-fall grid 1200 J.




TOP VIEW



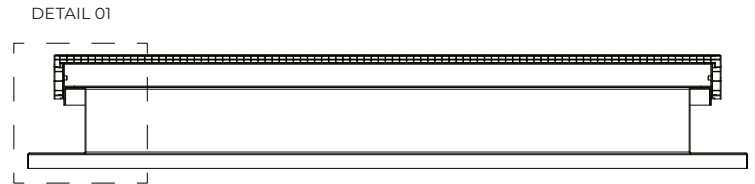
TRILUX PERSPECTIVE VIEW



FRONT VIEW



SIDE VIEW



SECTION S1