



## DESCRIPTION

TRIASMOKE H is a horizontal automatic smoke curtain with DA and DH 120 classification that, in case of a fire, limits and controls the smoke.

The curtain is made from fiberglass fabric, with polyurethane coating on both sides, seamed with reinforced steel wire, and fixed to two steel rollers of 78 mm in diameter. It also includes galvanized steel elements such as headbox, side guides, and bottom bar.

All the system is driven by two 24 V tubular motors, on opposite sides. The control panel for automatic curtains (CBM) has a nominal input voltage of 115 V or 220 V and an output voltage of 24 V.

A UPS System (Uninterruptible Power Supply) with an autonomy of up to 6 hours in all control panels.

Tested and approved according to the European Standard UNE EN 12101-1 and with CE mark.

## CLASSIFICATION

DA

DH 120



## OPERATION

The system can be activated by a SHEV, fire alarm contact, internal fire, and smoke detection devices, or manual emergency buttons. In the event of a fire, the Control Panel (CBM), receives the signal alarm, and the curtain deploys automatically, at a constant speed. If there is a false alarm the curtains return automatically to the stand-by position after the alarm resetting from the main Fire Management Systems. In case of main power loss, the curtain will remain fully retracted thanks to the battery backup system.

## FABRIC

The fibreglass fabric resists up to 600°C and the polyurethane coating, on both sides, guarantees mechanical stability when handling the fabric, not only in the sewing process, as well as during the installation. All seams are done with reinforced stainless steel wires, with a coating of Kevlar.

## HEADBOX

Galvanized steel headbox with 1.2 mm thickness and different possibilities to adapt to different architectural spaces, and maintenance requirements. The headbox dimensions vary depending on the curtain's width and height.

## SIDE GUIDES

Galvanized steel from 1.5 to 3 mm thickness and different dimensions, depending on the width and height of the curtain.

## ROLLER

Galvanized steel of 1.5 mm thickness and diameter of 78 mm. Special slide system for fixing the fabric.

## BOTTOM BAR

Galvanized steel of 1.5 mm thickness.

## **ELECTRIC MOTOR**

**Tubular motor:** 24 V.  
**Maximum power:** 24 W/ 18 Nm.  
**Maximum current:** 3 A.  
**Average linear speed:** 0.10 m/s to 0.15 m/s.

## **CRM MOTOR REGULATION BOX**

Polyester box IP56 with an electronic board inside to control the movement of the motor.  
**Dimensions (WxHxD):** 120 x 160 x 75 mm.

## **CBM CONTROL PANEL**

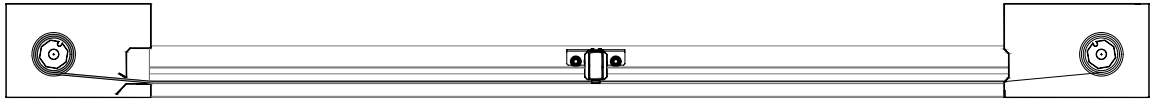
Receives the signal alarm from Fire Management System and controls the movement of curtains. Visual and acoustic alert system.  
**Dimensions (W x H x D):** from 300 x 300 x 210 mm to 400 x 400 x 210 mm  
**Input:** 115 or 220 V 50Hz  
**Output:** 24 V.  
**Battery:** 2 x 12 V 7.5 Ah rechargeable (up to 6 hours autonomy).  
**Maximum capacity:** up to 12 motors.

## **OPTIONAL EXTRAS**

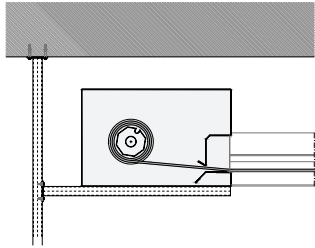
**RAL coating:** headbox, side guides, bottom bar, screws, rivets.  
**Stainless steel elements:** headbox, side guides, bottom bar, screws, and rivets.  
**Headbox:** customized set-up for specific architectural or special operational requirements.  
**Side guides:** customized set-up for specific architectural or special operational requirements.  
**Electric motor:** special 24 V motors up to 80 Nm without CRM, special 230 V motors up to 120 Nm without CRM.  
**CBM control panel:** special designs up to 48 motors in one control panel, additional information output, micro switches, communication with other devices, special battery backup, the possibility of delaying curtain deployment.

*Note: other requirements and customized solutions upon request.*

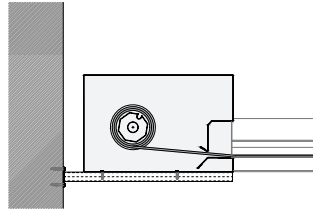
### SECTION



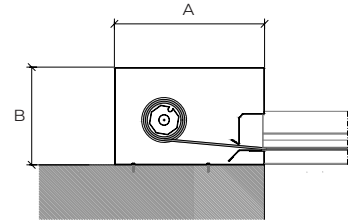
### HEADBOX INSTALLATION



TOP CEILING

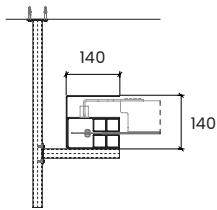


HORIZONTAL

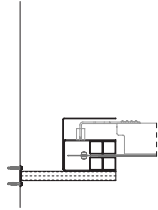


WALL  
A: 400 mm  
B: 260 mm

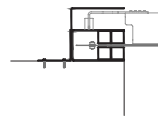
### SIDE GUIDE INSTALLATION



TOP CEILING

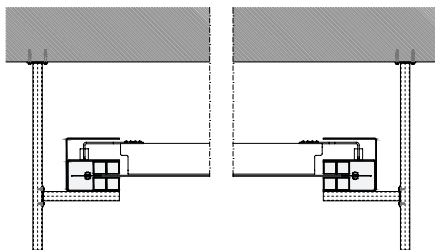


HORIZONTAL

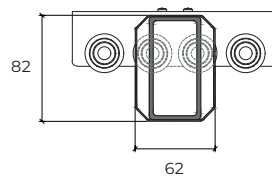


WALL

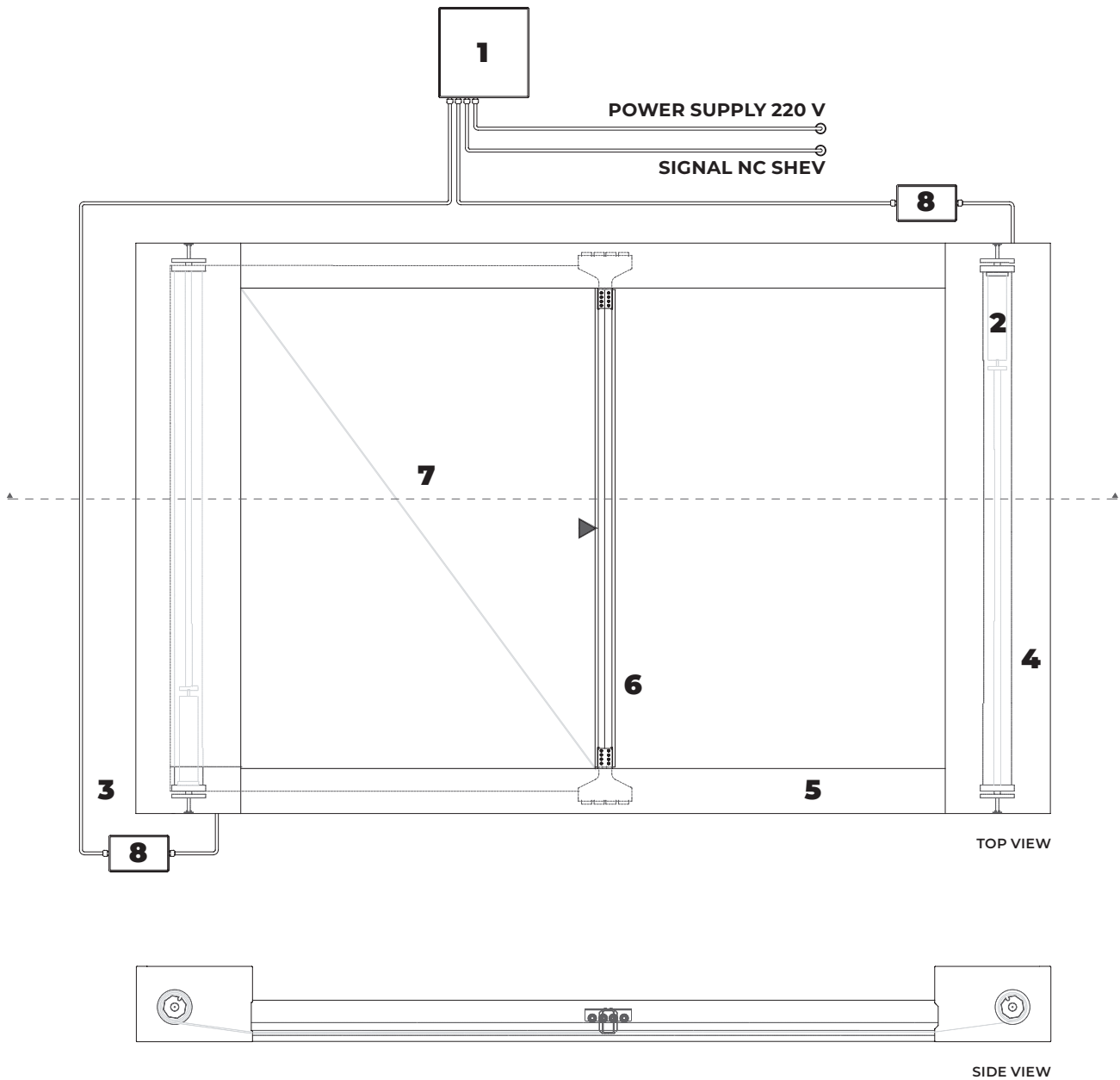
### COUNTERWEIGHT



FRONT VIEW



SIDE VIEW



- |                             |                                 |
|-----------------------------|---------------------------------|
| 1. control panel CBM        | 5. galvanized steel side guides |
| 2. tubular motor 24 V       | 6. galvanized steel bottom bar  |
| 3. galvanized steel headbox | 7. fire resistant fabric        |
| 4. galvanized steel roller  | 8. CRM - motor regulation box   |